

## 8 POSITION PILL CHARTS

The pill positions are defined as follows:

Position:	Dot:
1	toward inside of kart (closest to the screw)
2	between inside and front of kart
3	toward front of kart
4	between front and outside of kart
5	toward outside of kart (farthest from screw)
6	between outside and rear of kart
7	toward rear of kart
8	between rear and inside of kart
0	non-offset pill

This nomenclature is the same for all of the pills, regardless whether left, right, upper or lower, viewed from the top or from the bottom. There are problems with the 4 position CRG pills in that there are clockwise and counter-clockwise numbered pills that need to be in the proper places on the kart and viewed from the correct perspective for the CRG chart to work. There is no concern for that with this chart. The figures show what the pills look like from different perspectives but the position definitions do not change due to their viewed perspectives. The figures show the dot, the pill locating screw, the pill locating screw (position) holes, the offset kingpin hole, and the center of the pill.

The numbers represent increments of adjustment and correlate with the amount of adjustment available with the 4 position pills. 1 increment may be approximately 1 degree from the neutral position. For example, if neutral camber is 1 degree negative, then +1.5 increments would give about 0.5 degrees of positive camber (top of wheel tilted out). If neutral caster is 12 degrees, then +1.5 increments would give about 13.5 degrees of caster (top of kingpin tilted back).

The standard CRG pill setting with the 4 position pills is II/II upper/lower, which correlates with an 8 position pill setting of 1/1 upper/lower. The third chart correlates with the CRG Chart with the 8 position pill positions replacing the 4 position pill positions. There are many more rows that could be added, just as there were several rows that could have been added to the original chart. The third chart gives a good starting guideline but the first two charts seem to be easier to use for getting every adjustment more precisely.

**Camber**

		<u>Upper Pill</u>							
	<u>Position</u>	1	2	3	4	5	6	7	8
<u>Lower</u>	0	+1.0	+0.5	0.0	-0.5	-1.0	-0.5	0.0	+0.5
<u>Pill</u>	1	0.0	-0.5	-1.0	-1.5	-2.0	-1.5	-1.0	-0.5
	2	+0.5	0.0	-0.5	-1.0	-1.5	-1.0	-0.5	0.0
	3	+1.0	+0.5	0.0	-0.5	-1.0	-0.5	0.0	+0.5
	4	+1.5	+1.0	+0.5	0.0	-0.5	0.0	+0.5	+1.0
	5	+2.0	+1.5	+1.0	+0.5	0.0	+0.5	+1.0	+1.5
	6	+1.5	+1.0	+0.5	0.0	-0.5	0.0	+0.5	+1.0
	7	+1.0	+0.5	0.0	-0.5	-1.0	-0.5	0.0	+0.5
	8	+0.5	0.0	-0.5	-1.0	-1.5	-1.0	-0.5	0.0


**Caster**

		<u>Upper Pill</u>							
	<u>Position</u>	1	2	3	4	5	6	7	8
<u>Lower</u>	0	0.0	+0.5	+1.0	+0.5	0.0	-0.5	-1.0	-0.5
<u>Pill</u>	1	0.0	+0.5	+1.0	+0.5	0.0	-0.5	-1.0	-0.5
	2	-0.5	0.0	+0.5	0.0	-0.5	-1.0	-1.5	-1.0
	3	-1.0	-0.5	0.0	-0.5	-1.0	-1.5	-2.0	-1.5
	4	-0.5	0.0	+0.5	0.0	-0.5	-1.0	-1.5	-1.0
	5	0.0	+0.5	+1.0	+0.5	0.0	-0.5	-1.0	-0.5
	6	+0.5	+1.0	+1.5	+1.0	+0.5	0.0	-0.5	0.0
	7	+1.0	+1.5	+2.0	+1.5	+1.0	+0.5	0.0	+0.5
	8	+0.5	+1.0	+1.5	+1.0	+0.5	0.0	-0.5	0.0

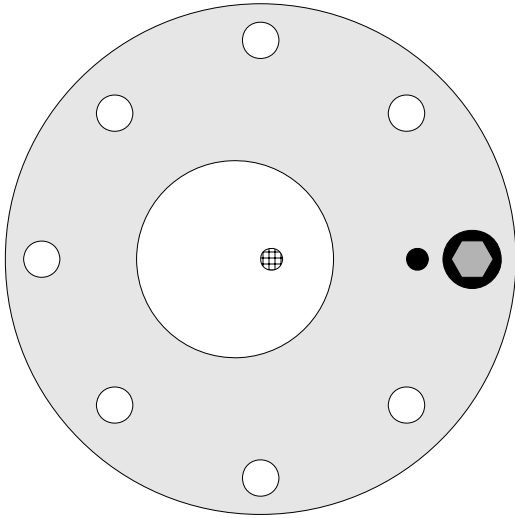
<u>Caster</u>	<u>Camber</u>	<u>Upper</u>	<u>Lower</u>	<u>Remarks</u>
maximum	central, mid track	3	7	Max Caster
more	more positive	1	7	
more	more negative	3	1	
central, mid wb	max negative	5	1	Max Neg Camber
central, mid wb	central, wide track	1	1	Std Neutral
central, mid wb	maximum positive	1	5	Max Pos Camber
less	more positive	1	3	
less	more negative	7	1	
minimum	central, mid track	7	3	Min Caster

**All Possible Camber and Caster Settings Using 8 Position Upper Pills and 8 Position  
or Non-Offset Lower Pills, and Their Upper/Lower Pill Positions**

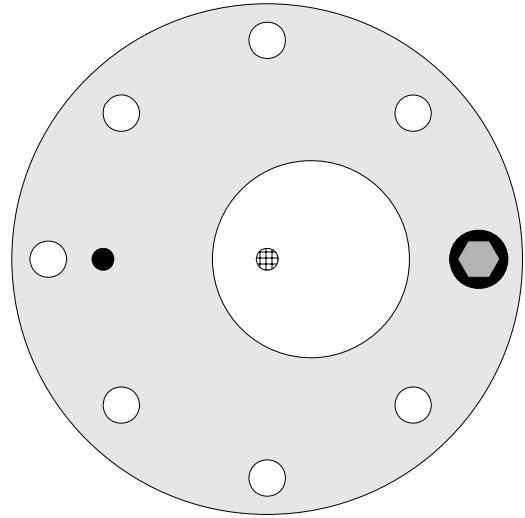
Camber > Caster v	+2.0	+1.5	+1.0	+0.5	0.0	-0.5	-1.0	-1.5	-2.0
+2.0					3/7				
+1.5				3/6, 2/7		4/7, 3/8			
+1.0			3/5, 2/6, 1/7		4/6, 2/8, 3/0		3/1, 5/7, 4/8		
+0.5		2/5, 1/6		3/4, 4/5, 8/7, 1/8, 2/0		2/1, 3/2, 5/6, 6/7, 4/0		4/1, 5/8	
0.0	1/5		2/4, 8/6, 1/0		1/1, 2/2, 3/3, 4/4, 5/5, 6/6, 7/7, 8/8		4/2, 6/8, 5/0		5/1
-0.5		1/4, 8/5		1/2, 2/3, 6/5, 7/6, 8/0		8/1, 4/3, 5/4, 7/8, 6/0		6/1, 5/2	
-1.0			1/3, 8/4, 7/5		8/2, 6/4, 7/0		7/1, 6/2, 5/3		
-1.5				8/3, 7/4		7/2, 6/3			
-2.0					7/3				



Front of Kart



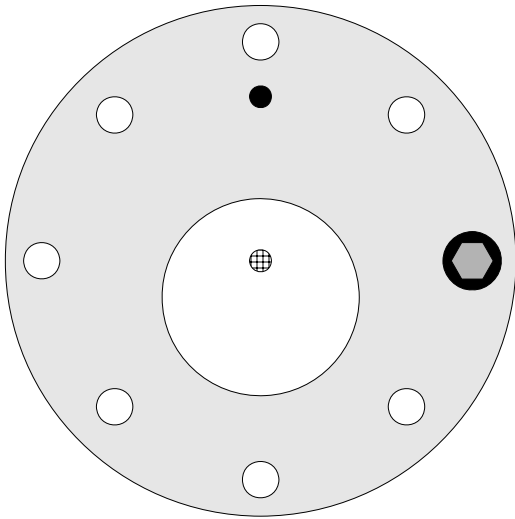
Position 1



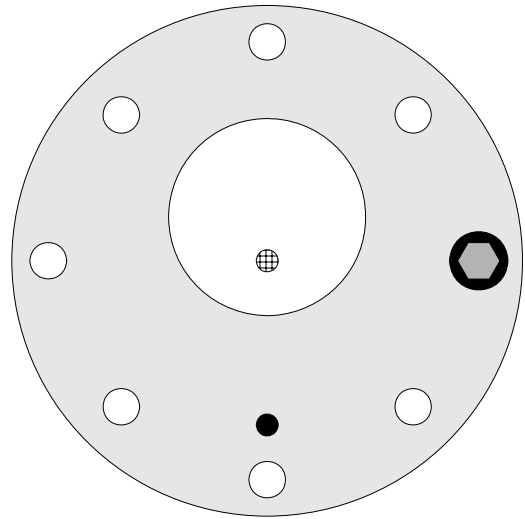
Position 5



Center of Kart




Position 3

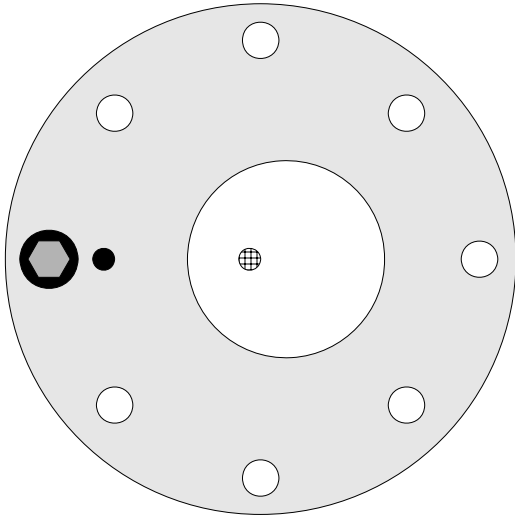


Position 7

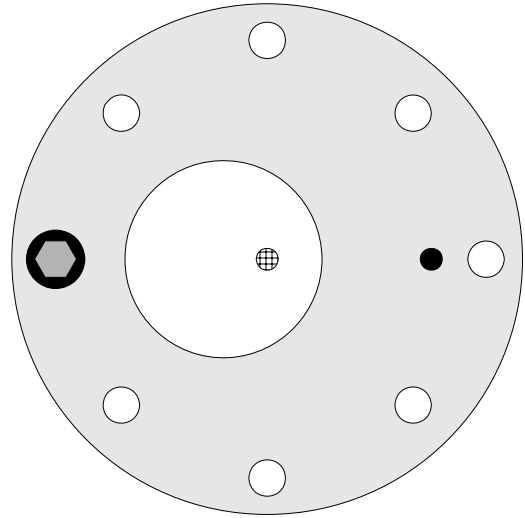
Left Pill from Above or  
Right Pill from Below




Front of Kart



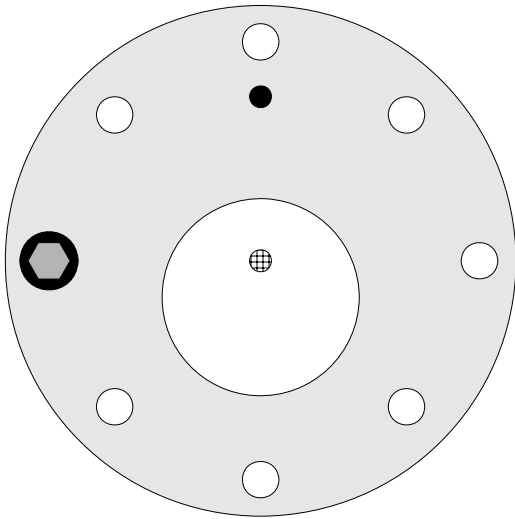
Position 1



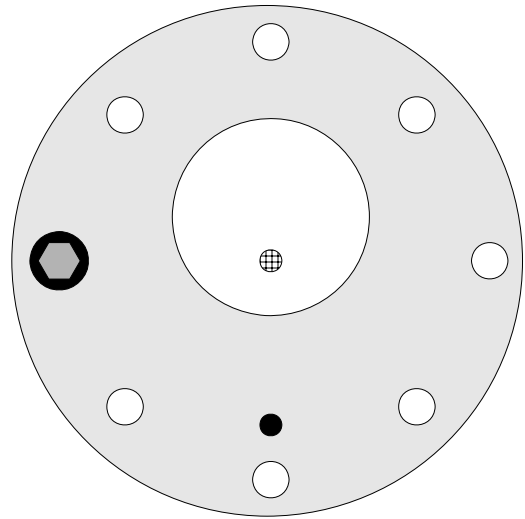
Position 5



Center of Kart



Position 3



Position 7

Right Pill from Above or  
Left Pill from Below